

# GRADE 2 UNIT 2 *Big Words Take Big Resolve: Tackling Multisyllabic Words*

## Tackling Long Words Part by Part

Work methodically from beginning to end.



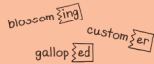
Break between two consonants in the middle.



Keep digraphs together.



Break off endings.



Break before consonant-le.



Be careful! Check all the parts.



## Tackling Long Words Part by Part

(Session 2) Work methodically from beginning to end.

(Session 3) Break between two consonants in the middle.

Keep digraphs together.

(Session 4) Break between two consonants in the middle.

**REPLACES** original Break between two consonants win the middle.

(Session 5) Break off endings.

Break before consonant **-le**.


(Session 6) Be careful! Check all the parts.

# Tackling Long Words Part by Part

Work methodically  
from  
beginning to end.



Break between  
two consonants  
in the middle.




Keep digraphs  
together.



at-tach-ed  
↑



Break between  
two consonants  
in the middle.



Try the  
short  
vowel  
sound!


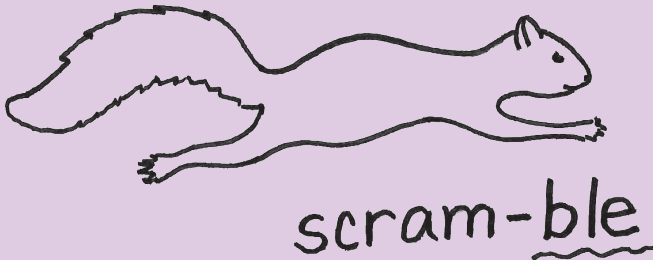
# Break off endings.

blossom ing

custom er

gallop ed

# Break before consonant-le.





Be careful!  
Check all the parts.

